



4427N-M/D4427N-M

Front-Breathing Self-Contained Compact MegaTop Refrigerators

Short Form Specifications

Exterior top is one-piece, 22-gauge stainless steel with integral 2.12" (5.1cm) square nosing on the front. Top of drawer unit has one opening to accept six 1/6-size 4" deep pans or one 12" x 20" full size pan and three 1/6-size 4" deep pans. Top of door unit has one opening to accept six 1/6-size 4" deep pans or one 12" x 20" full size pan and three 1/6-size 4" deep pans. Adapter bars and 1/6 size pans are supplied by Delfield. Lid is constructed of 20-gauge stainless steel. Temperature in top opening to maintain 33°F (1°C) to 41°F (5°C), with pans recessed 2.5" (6.4cm) at 86°F ambient room temperature, meeting NSF 7 requirements. One 27" x 8" x .5" (68.6cm x 20.3cm x 1.3cm) plastic cutting board is mounted on the top at the front edge.

Exterior back and bottom are two-piece 24-gauge galvanized steel. Exterior ends are stainless steel.

Interior sides are thermoformed ABS plastic with integral shelf supports. Base is fully insulated with high-density foamed in place polyurethane.

Refrigeration system uses HFC-404A refrigerant. Compressor is 1/5 H.P., with condenser coil and hot gas condensate evaporator mounted on rear of the cabinet. Evaporator coils and temperature control are located on the interior rear wall of the cabinet. Refrigerant flow is controlled by a capillary tube. Cabinet maintains an interior cabinet temperature of 36°F to 40°F (2°C to 4°C).

Electrical connection is 115 volt, 60 Hertz, single phase. Unit has an 8' (2.4m) long electrical cord and NEMA 5-15P plug.

Casters: Equipment is mounted on 2" (5.08cm) diameter plate casters with front two locking. Equipment clearance above the floor is 2.5" (6.35cm).

Doors have a 22-gauge stainless steel exterior, with thermoformed ABS plastic interior liner. Cabinet has one adjustable epoxy-coated wire shelf.

Drawers have 22-gauge stainless steel exterior with thermoformed ABS plastic interior liner. Drawer frames are 14-gauge stainless steel. Drawer slides are 14-gauge stainless steel with stainless steel bearings. Each drawer holds one full size 12" x 20" x 4" deep (30.5cm x 50.8cm x 10.2cm deep). Pans are supplied by others.

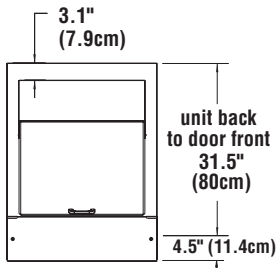
Optional Accessories and Modifications

- Flat lift off cover
 - 18" wide single tier overshef
 - Stainless steel finish on back
 - Plastic laminate on front
 - Additional wire shelves
 - Door lock
 - *220V/50 Hertz electrical system
- *Inclusion of this option will alter electrical specifications of the unit.

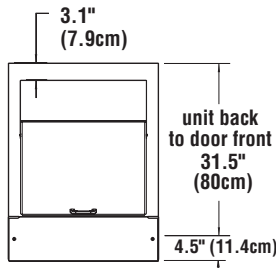


Model 4427N-9M



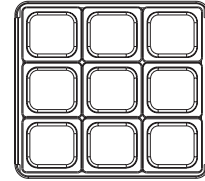


PLAN VIEW
door model



PLAN VIEW
drawer model

1/6 SIZE PAN CONFIGURATIONS

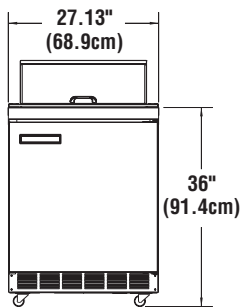


DRAWER CLEARANCE IS: 22.5" (57.2cm)
DOOR CLEARANCE IS: 30" (76.2cm)

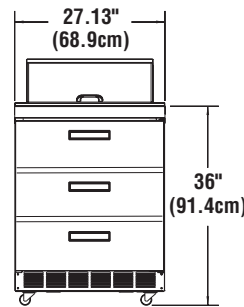
INSTALLATION NOTE:

Refrigeration system is designed so that air will flow under the unit, through the compressor area and out the front of the unit. Any restriction to this air flow path will void the warranties.

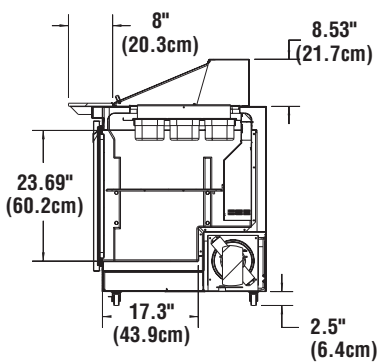
PLEASE NOTE: Air flow through the louver on the back of the unit is not necessary for operation; however, any air which passes through the louver is beneficial.



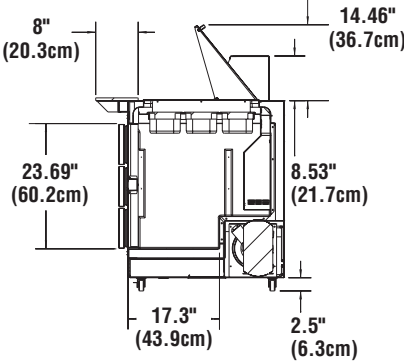
ELEVATION VIEW
door model



ELEVATION VIEW
drawer model



END VIEW
door model



END VIEW
drawer model

Mechanical Data—Standard Unit

MODEL NUMBER	1/6 SIZE PAN CAPACITY	#OF SHELVES	SHELF AREA. SQ. FT.	STORAGE CAP. CU. FT.	H.P.	VOLTS/HERTZ/ PHASE	AMPS	NEMA PLUG	SHIP WEIGHT
4427N-9M	9	1	3.24	5.7	1/5	115/60/1	6.5	5-15P	290 lbs/ 130 kg
D4427N-9M	9	NA	NA	1.5	1/5	115/60/1	6.5	5-15P	325 lbs/ 147 kg