

4448N/D4448N

Front-Breathing Self-Contained Compact Salad Top Refrigerators

Short Form Specifications

Exterior top is one-piece 22-gauge stainless steel with integral 2.12" (5.1cm) square nosing on the front. Top has openings to accept 8 or 12 1/6-size 4" - 6" (10.1cm - 15.2cm) deep plastic pans. Adapter bars and 1/6 pans are supplied by Delfield. Lid is constructed of 20-gauge stainless steel. Temperature in top opening to maintain 33°F (1°C) to 41°F (5°C), with pans recessed 2.5" (6.4cm) at 86°F ambient room temperature, meeting NSF 7 requirements. One 48" x 10" x .5" (121.9cm x 25.4cm x 1.3cm) plastic cutting board is mounted on the top at the front edge.

Exterior back and bottom are two-piece 24-gauge galvanized steel. Exterior ends are stainless steel.

Interior sides are thermoformed ABS plastic with integral shelf supports. Base is fully insulated with high-density foamed in place polyurethane.

Refrigeration system uses HFC-404A refrigerant. Compressor is 1/4 H.P., with condenser coil and hot gas condensate evaporator mounted on rear of the cabinet. Evaporator coils and temperature control are located on the interior rear wall of the cabinet. Refrigerant flow is controlled by a capillary tube. Cabinet maintains an interior cabinet temperature of 36°F to 40°F (2°C to 4°C).

Electrical connections are 115 volt, 60 Hertz, single phase. Unit has an 8' (2.4m) long electrical cord and NEMA 5-15P plug.

Casters: Equipment is mounted on 2" (5.08cm) diameter plate casters with front two locking. Equipment clearance above the floor is 2.5" (6.35cm).

Doors have a 22-gauge stainless steel exterior, with thermoformed ABS plastic interior liner. Cabinet has one adjustable epoxy-coated wire shelf per door opening.

Drawers have 22-gauge stainless steel exterior with thermoformed ABS plastic interior liner. Drawer frames are 14-gauge stainless steel. Drawer slides are 14-gauge stainless steel with stainless steel bearings. Each top drawer holds one full size 12" x 20 (30.5cm x 50.8cm) pan 4" - 6" (10.1cm - 15.2cm) deep. Each bottom drawer holds one 12" x 20 (30.5cm x 50.8cm) pan 4" (10.1cm) deep. Pans are supplied by others.

Optional Accessories and Modifications

- 4" x 2" stainless steel backsplash
- Flat lift off cover
- 18" wide single tier overshelf
- Stainless steel finish on back
- Plastic laminate on front
- Additional wire shelves
- Door lock
- *220V/50 Hertz electrical system

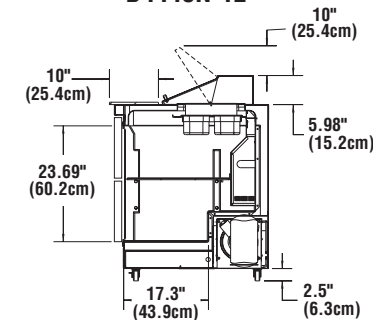
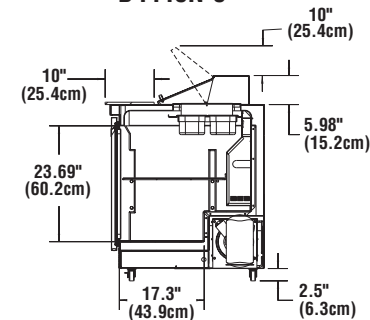
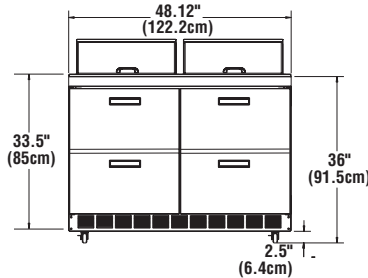
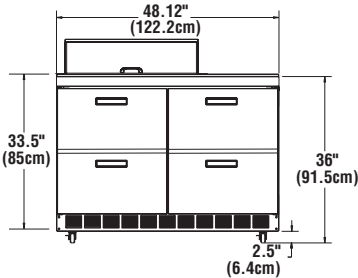
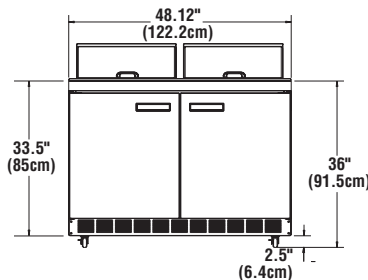
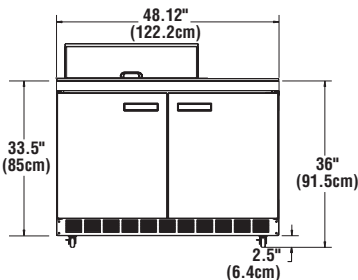
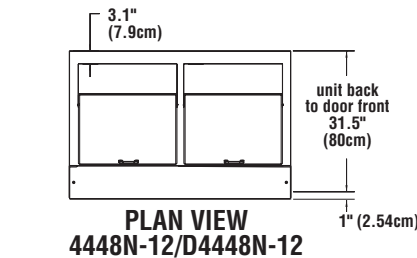
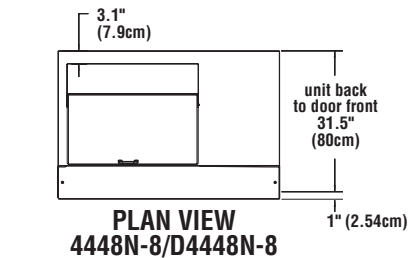
*Inclusion of this option will alter electrical specifications of the unit.



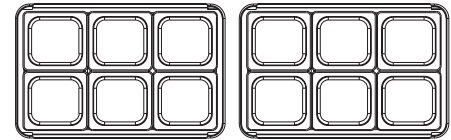
Model 4448N-12



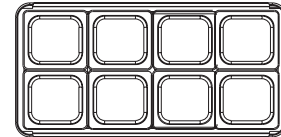
Designs included in this equipment may be covered under one of the following patents: (5,461,878) (5,532,456) (5,282,367) (5,363,672)



1/6 SIZE PAN CONFIGURATIONS



4448N-12/D4448N-12



4448N-8/D4448N-8

DRAWER CLEARANCE IS: 22.5" (57.2cm)
DOOR CLEARANCE IS: 30" (76.2cm)

INSTALLATION NOTE:

Refrigeration system is designed so that air will flow under the unit, through the compressor area and out the front of the unit. Any restriction to this air flow path will void the warranties.

PLEASE NOTE: Air flow through the louver on the back of the unit is not necessary for operation; however, any air which passes through the louver is beneficial.

Mechanical Data—Standard Unit

MODEL NUMBER	1/6 SIZE PAN CAPACITY	#OF SHELVES	SHELF AREA. SQ. FT.	STORAGE CAP. CU. FT.	H.P.	VOLTS/HERTZ/ PHASE	AMPS	NEMA PLUG	SHIP WEIGHT
4448N-8	8	2	4.53	10.7	1/5	115/60/1	6.5	5-15P	320 lbs/ 145 kg
D4448N-8	8	N/A	N/A	2.7	1/5	115/60/1	6.5	5-15P	395 lbs/ 179 kg
4448N-12	12	2	4.53	10.7	1/5	115/60/1	6.5	5-15P	320 lbs/ 145 kg
D4448N-12	12	N/A	N/A	2.7	1/5	115/60/1	6.5	5-15P	395 lbs/ 179 kg