



G2000 Series Deck Oven



G2000 Series Deck Oven

Models:

- | | | | | |
|--------------------------------|--------------------------------|-----------------------------------|------------------------------------|------------------------------------|
| <input type="checkbox"/> G2071 | <input type="checkbox"/> G2121 | <input type="checkbox"/> G2771 | <input type="checkbox"/> G2121-72 | <input type="checkbox"/> G2071-771 |
| <input type="checkbox"/> G2072 | <input type="checkbox"/> G2122 | <input type="checkbox"/> G2772 | <input type="checkbox"/> G2121-771 | |
| <input type="checkbox"/> G2073 | <input type="checkbox"/> G2123 | <input type="checkbox"/> G2121-71 | <input type="checkbox"/> G2122-71 | |



Standard Features:

- Stainless steel front, sides, and legs
- Aluminized top and back panels
- Snap/throttle temperature control 150°F (66°C) to 500°F (260°C)
- Balanced oven door opens full width, level with deck
- Controls outside the heat zone - front serviceable
- Canopy draft diverter provided - standard
- Bake Oven: 1" (25 mm) Hearthite deck with 7" interior height
- Roast Oven: 12 gauge steel hearth deck with 12" interior height

Optional Features:

- Stainless steel back and top
- Direct connect vent - no charge -specify
- One hour mechanical timer

Bake sections only:

- Steam injection piping, external connection, and injectors
- Window with interior light
- 12 gauge steel hearth in lieu of Hearthite deck

Roast sections only:

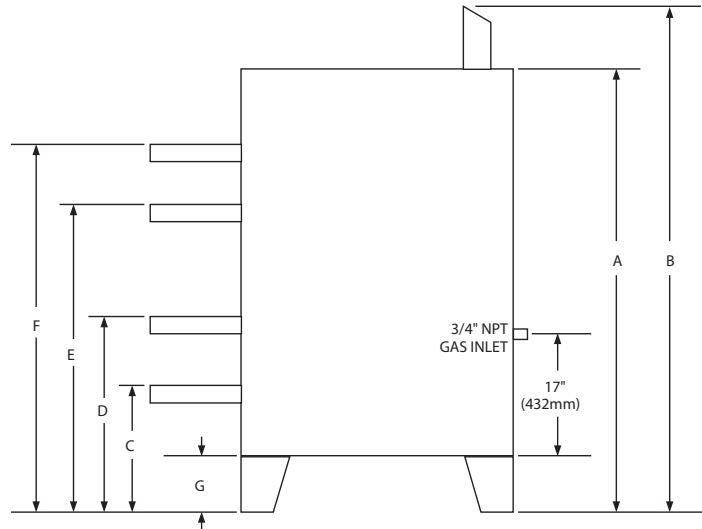
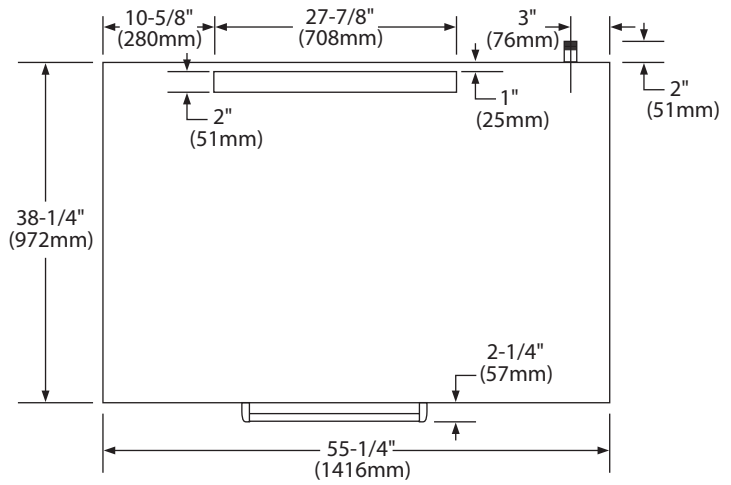
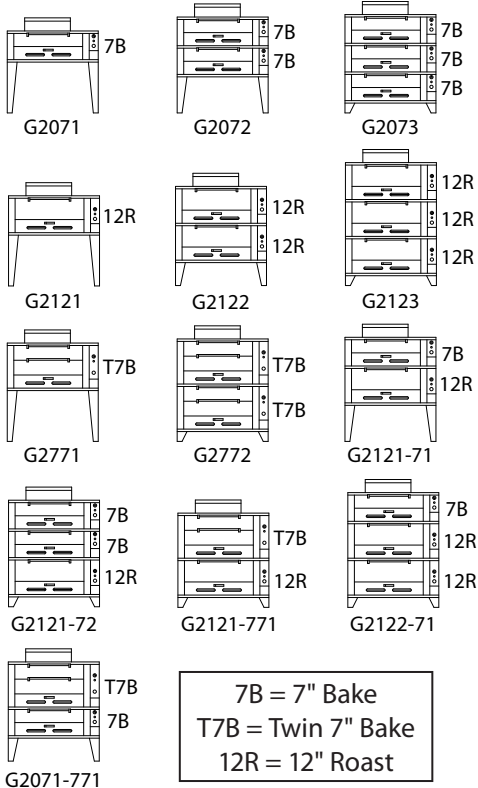
- 1" (25mm) Hearthite deck in lieu of steel hearth
- Removable Intermediate Shelf
- Window with interior light

Specifications:

Bake Oven: G2000 Series Gas Bake and General Purpose Deck Ovens with stainless steel front, sides, and legs. Aluminized top and back panels. 7" high baking/general purpose compartments, 42" (1067mm) Wide x 32" (813mm) Deep, with two "U" shaped burners, controlled by a heavy duty "snap/throttle" thermostat 150°F (66°C) to 500°F (260°C), heating heavy steel tread plate below the 1" (25 mm) thick Hearthite deck.

Roast Oven: G2000 Series Gas Roast Deck Ovens with stainless steel front, sides, and legs. Aluminized top and back panels. 12" high compartments, 42" (1067mm) Wide x 32" (813mm) Deep, with two "U" shaped burners, controlled by a heavy duty "snap/throttle" thermostat, 150°F (66°C) to 500°F (260°C) heating heavy, 12 gauge steel hearth deck.





All Models	Natural	Propane
Manifold Operating Pressure	5.5" WC (13.7 Mbar)	10.0" WC (24.9 Mbar)
Minimum Supply Pressure	7.0" WC (17.4 Mbar)	11.0" WC (27.4 Mbar)

Clearances To Combustible Wall	
Sides	Back
1" (25mm)	6" (152mm)

MODEL	A	B	C	D	E	F	G	Total BTU
G2071	50" (1270mm)	58" (1473mm)	40.5" (1664mm)				31" (787mm)	40,000
G2072	58.5" (1270mm)	66.5" (1689mm)	31.5" (800mm)	49" (1283mm)			22" (559mm)	80,000
G2073	60" (1524mm)	68" (1727mm)	15.5" (394mm)	33" (838mm)	50.5" (1283mm)		6" (152mm)	120,000
G2121	55" (1397mm)	63" (1600mm)	40.5" (1664mm)				31" (787mm)	40,000
G2122	60.5" (1537mm)	68.5" (1740mm)	23.5" (597mm)	46" (1168mm)			14" (356mm)	80,000
G2123	75" (1905mm)	83" (2018mm)	15.5" (394mm)	38" (965mm)	60.5" (1537mm)		6" (152mm)	120,000
G2771	60" (1524mm)	68" (1727mm)	40.5" (1664mm)	50.5" (1283mm)			31" (787mm)	50,000
G2772	62.5" (1587mm)	70.5" (1791mm)	15.5" (394mm)	25.5" (648mm)	43" (1092mm)	53" (1346mm)	6" (152mm)	100,000
G2121-71	63.5" (1613mm)	71.5" (1816mm)	31.5" (800mm)	54" (1372mm)			22" (559mm)	80,000
G2121-72	65" (1651mm)	73" (1854mm)	15.5" (394mm)	38" (965mm)	55.5" (1410mm)		6" (152mm)	120,000
G2121-771	57.5" (1460mm)	65.5" (1664mm)	15.5" (394mm)	38" (965mm)	48" (1219mm)		6" (152mm)	90,000
G2122-71	70" (1778mm)	78" (1981mm)	15.5" (394mm)	38" (965mm)	60.5" (1537mm)		6" (152mm)	120,000
G2071-771	60.5" (1537mm)	68.5" (1664mm)	23.5" (597mm)	41" (1041mm)	51" (1295mm)		14" (356mm)	90,000