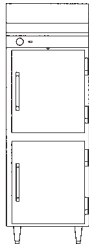


REACH-IN FREEZERS

Imperial SERIES

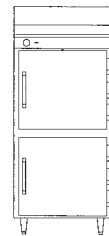


F28AT



LISTED


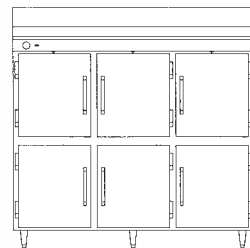
NSF Listed Standard 7
Food Service



F82ATH



F82AT



Aluminum Models SPECIFICATIONS

EXTERIOR FINISH

- Front - stainless steel door(s), facia, air grille
- Ends - stainless steel
- Top, Bottom, Back - galvanized steel

INTERIOR FINISH

- Bottom-stainless steel
- Liner-white polyester aluminum

DOOR

- Stainless steel shell with white polyester liner
- Self-adjusting, snap-in type, black vinyl magnetic door gasket, replaceable without the use of tools
- Chrome plated, self-closing, lift off cam type hinges
- 95 degree hold open feature
- Lifetime chrome plated safety grip handles
- Heavy-duty dead bolt locks

CABINET

- Door opening breakers are non-conductive, energy saving rigid vinyl
- Snap-on breaker cap, holds in place the low wattage facia condensation control wire
- Interior light activated by opening the door
- Heavy duty 6" legs with 2" adjustment
- 2³/₄" of CFC free polyurethane foam insulation reduces compressor run time saving energy
- Heavy-duty epoxy coated wire shelves are adjustable on 1/2" increments
- Color-coded dial thermometer and power indicator light
- Condensate Vaporizer, no plumbing required

REFRIGERATION

- Hermetic compressor, high starting torque type
- Forced air ceiling mount coils with aluminum fins and copper tubing for maximum heat transfer
- Coil is plasticized for corrosion resistance
- CFC free R-404A refrigerant
- System is tested to an average temperature of -5 to 0 degrees F
- Standard with 8 foot power cord, 115 volt models only

Model	W/D/H	Cu. Ft. Full-Half	Doors Full-Half	Shelving	Ship Wt.	Amps	Voltage	H.P.
F28AT/ATH	28/32/82	21.7	1 - 2	3 - 4	410	11.0	115/60/1	1/2
F34AT/ATH	35/32/82	28.3	1 - 2	3 - 4	480	11.0	115/60/1	1/2
F55AT/ATH	55/32/82	47.3	2 - 4	6 - 8	605	11.6	115/60	3/4
F82AT/ATH	82/32/82	72.8	3 - 6	9 - 12	820	11.2	208-230/115/60	1

- AT-Aluminum, Top Mount
- ATH-Aluminum, Top Mount, Half Doors



DIMENSIONAL DRAWINGS

