



CM/CL SERIES

Step-in Coolers & Freezers

COOLERS

- CM-3-50
- CM-156-50
- CM-156-75

FREEZERS

- CL-5-75
- CL-5-100
- CL-156-100
- CL-156-200

FEATURES

CONSTRUCTION

- Self-contained models intended for indoor use only
- Assembled storage space capacity:
 - CM-3-50, CL-5-75 & CL-5-100 95 cu. ft.
 - CM-156-50, CM-156-75, CL-156-100 & CL-156-200 156 cu. ft.
- Prefabricated, metal-clad panel construction
- .080 textured aluminum interior floor with stainless steel door sill plate
- Low profile, top mounted interior evaporator coil for extra clearance (low profile, top mounted interior fan housing in CM-3-50 model)
- Highly visible, exterior-mounted digital thermometer
- Moisture-proof interior lamp
- Exterior light switch with pilot indicator light
- Low wattage emergency light
- CM models feature 8 foot long power cord with molded plug
- 97% closed cell rigid, pour-type foamed-in-place “zero ODP” urethane insulation (3" thick in

CM-3-50 & CL-5 models, 4" thick in CM-156 & CL-156 models)

FINISH

- 26 gauge stucco embossed galvalume walls interior and exterior

DOOR

- Infitting type (28" x 63" clear opening) with self-closing spring-loaded hinges
- Hydraulic door closure (CM-156 & CL-156 models only)
- Magnetic, replaceable vinyl door gaskets
- Adjustable hinge backing plates
- Deadbolt-locking handle with pad locking provision
- Inside safety release
- Freezer models contain electric door perimeter warmer cable system

REFRIGERATION

- Factory-assembled, roof mounted refrigeration with thermostatic air control
- CL models feature hermetic compressors with expansion valve,

- electric defrost and defrost termination/fan delay control
- CM models feature hermetic compressors with capillary tube metering
- 22" vinyl tubing drain line
- Temperature ranges:
 - CM models 34° to 41°F (1° to 5°C)
 - CL-5-75 & CL-156-100 0° to -10°F (-18° to -24°C)
 - CL-5-100 & CL-156-200 0° to -20°F (-18° to -29°C)

WARRANTY

- Standard limited one year compressor (optional four year available), one year limited parts and labor, limited 10 year panel

OPTIONS

- Remote refrigeration systems
- Four year extended compressor warranty
- Automatic condensate evaporator
- Welded wire, chrome-plated shelving

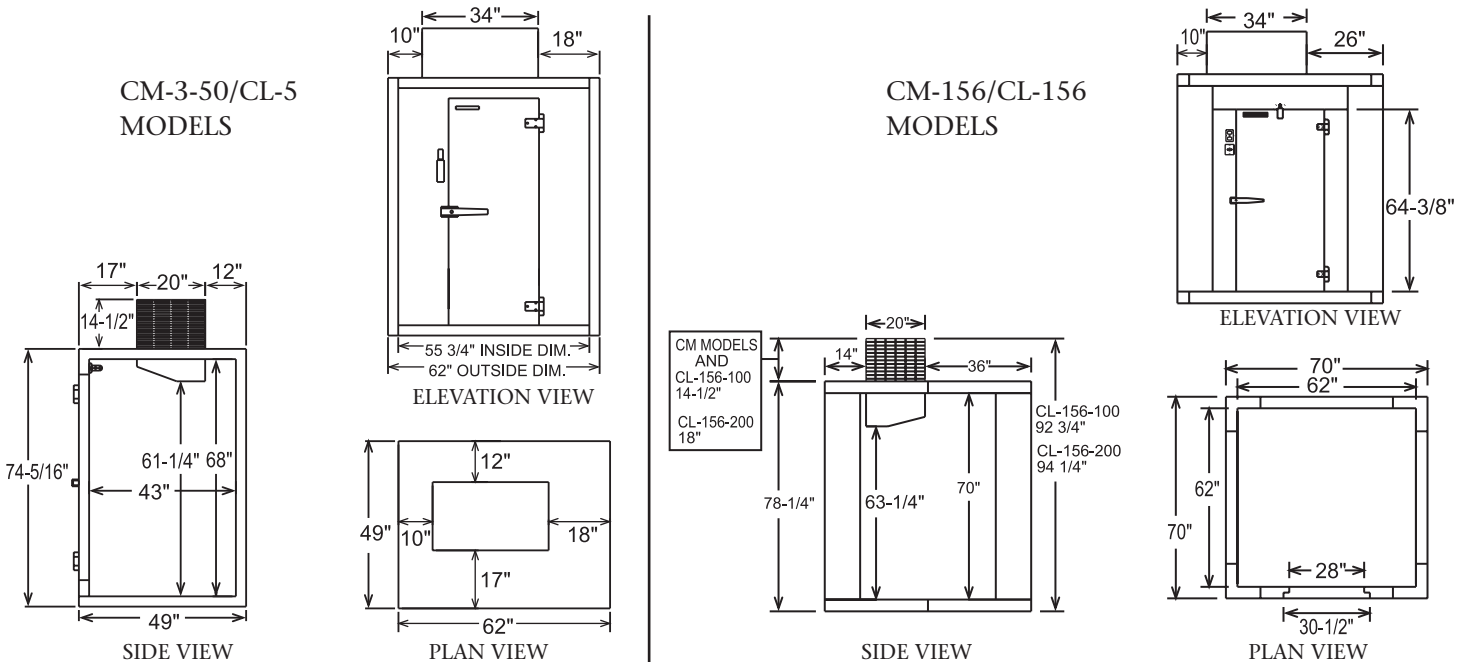


CM/CL SERIES STEP-IN COOLERS & FREEZERS

TECHNICAL SPECIFICATIONS

MODEL	DIMENSIONS (in.)			DIMENSIONS (mm)			VOLTS	AMPS	UNIT H.P.	CAP. CU. FT.	SHIP CU. FT.	SHIP WT. LB/KG
	L	D	H*	L	D	H*						
COOLERS (SELF-CONTAINED MODELS FOR INDOOR USE ONLY)												
CM-3-50	62	49	88 ^{13/16}	1575	1245	2254	115	10.3	1/2	95.0	620.0	905/411
CM-156-50	70	70	92 ^{3/4}	1778	1770	2350	115	10.3	1/2	156.0	646.7	1200/545
CM-156-75	70	70	92 ^{3/4}	1778	1770	2350	115	13.8	3/4	156.0	646.7	1225/557
FREEZERS (SELF-CONTAINED MODELS FOR INDOOR USE ONLY)												
CL-5-75	62	49	88 ^{13/16}	1575	1245	2256	115	18.7	3/4	95.0	620.0	940/427
CL-5-100	62	49	88 ^{13/16}	1575	1245	2256	115/208-230	1.3/12.1	1	95.0	620.0	945/430
CL-156-100	70	70	92 ^{3/4}	1778	1770	2356	115/208-230	1.6/8.5	1	156.0	646.7	1240/564
CL-156-200	70	70	96 ^{1/4}	1778	1770	2432	115/208-230	1.6/18.1	2	156.0	646.7	1280/582

*Height includes refrigeration unit mounted in roof panel.



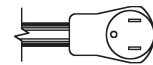
LISTINGS



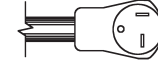
Factory Mutual System approval for panels only.

HOOKUP

- CM-3-50: Via plug in, 10 foot long, flexible 3 wire 16/3 cord with molded plug.
- CM-156-50 and CM-156-75: Via plug in, 10 foot long, flexible 3 wire cord (CM-156-50 with 16/3 cord, CM-156-75 with 14/3 cord) with molded plug.
- CL-156 models: Hardwired with separate junction boxes for 115V and 208-230V.
- CL-5-75: Hardwired for 115/60/1.
- CL-5-100: Hardwired with separate junction boxes for 115/60/1 and 208-230/60/1.



NEMA 5-15P (CM-3-50 and CM 156-50)



NEMA 5-20P (CM 156-75)

NOTE: Cabinet designed for optimum performance in air-conditioned area at 75°F ambient and 55% relative humidity. All specifications subject to change without notice.



Pizzaovens.com

1.877.FOR.OVEN
367.6836

Since 1999