



Wall mount
refrigeration
systems available

PRS-2 SERIES

Packaged Refrigeration Systems
& Walk-in Combinations



Pizzaovens.com

Pizzaovens.com

1.877.FOR.OVEN
367.6836

Since 1999



PRS-2: The Keyword Is "Simple"

Simple Convenience

The PRS-2 series combines durable walk-in panels with a highly efficient packaged refrigeration system to give you the most convenient solution to your cooling or freezing needs. The condensing unit and evaporator coil are assembled together in one package which is ready to mount on top of your Master-Bilt walk-in.

Simple Installation

Refrigeration labor costs are greatly reduced because there's no piping or other components to field install. Certain indoor models come with a power cord so the unit can be plugged in. Indoor units also have a standard condensate evaporator pan to eliminate the need for a drain line. Plus, our cam-locking panels are designed for rapid assembly so you can have your walk-in up in no time.

Simple Guarantee

Each refrigeration system is fully assembled, evacuated, charged, run tested and wired at the factory for reliable performance. Adding to that assurance is a warranty covering parts and labor for one year, the compressor for one year (optional extended four year warranty available) and walk-in panels for 10 years.



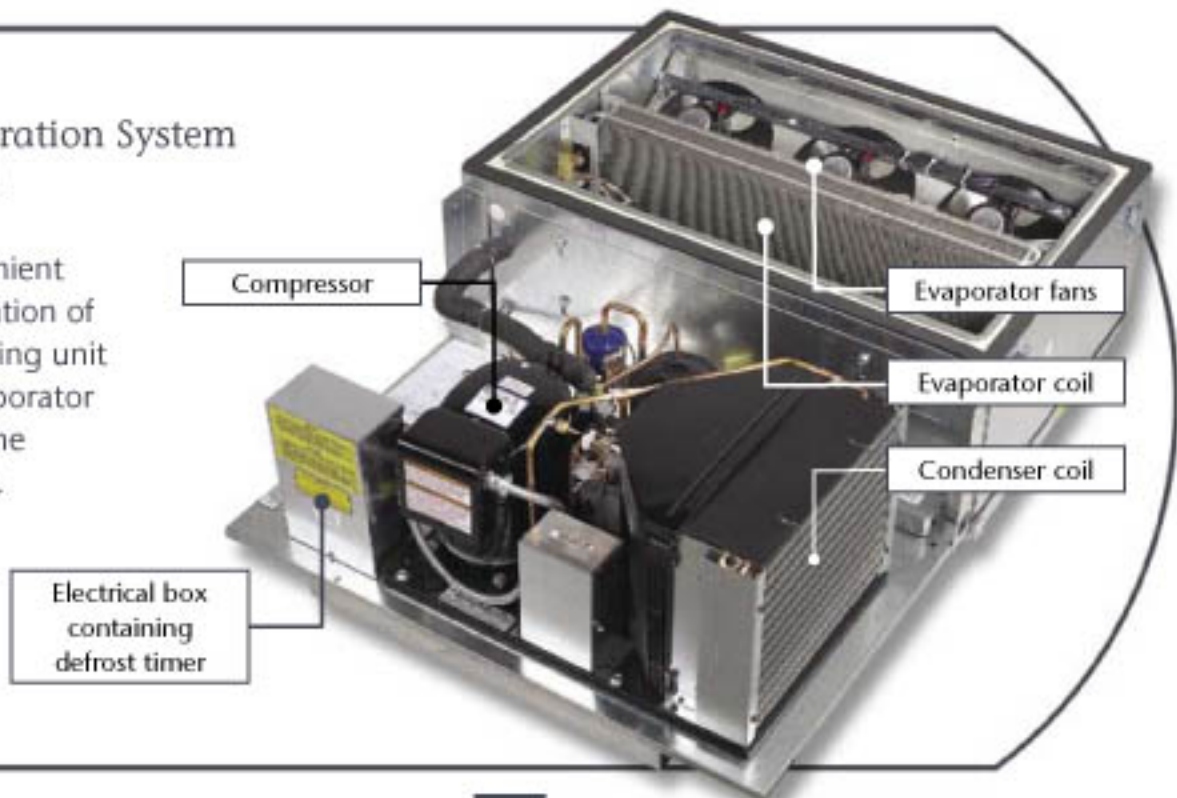
The PRS-2 evaporator grille mounts flush in a standard 4" thick ceiling panel allowing maximum storage space.



PRS-2 units are available in both indoor and outdoor models. Outdoor models (right) are standard with a crankcase heater, drainline heater, head master and weather hood.

PRS-2 Refrigeration System Design

A convenient combination of condensing unit and evaporator coil in one package.





A Wealth Of Walk-in Features

4" thick polyurethane insulated panels with 26 gauge stucco galvalume finish

Weather-proof switch cover

Deadbolt-locking handle

Easy-to-assemble cam-lock construction

Choice of 26", 30" or 36" wide door


Packaged refrigeration unit

Membrane roof (outdoor models only)

With-floor or floorless applications

Drip guard over door on outdoor models (not shown)

Five day shipping (from receipt of order) on indoor and outdoor models




FOAMED-IN-PLACE ADJUSTABLE HINGE BACKING PLATE

DOOR EXTERIOR



LOOSENING HINGE BOLTS ALLOWS ADJUSTMENT OF PLATE 3/8" IN ANY DIRECTION

Master-Bilt's unique adjustable hinge backing plate ensures a proper fit of the door during installation and also allows for any necessary future adjustments without removal of the door or frame.



Section through a typical V-series door featured in PRS-2 series walk-ins.

See page 7 for more walk-in specifications.

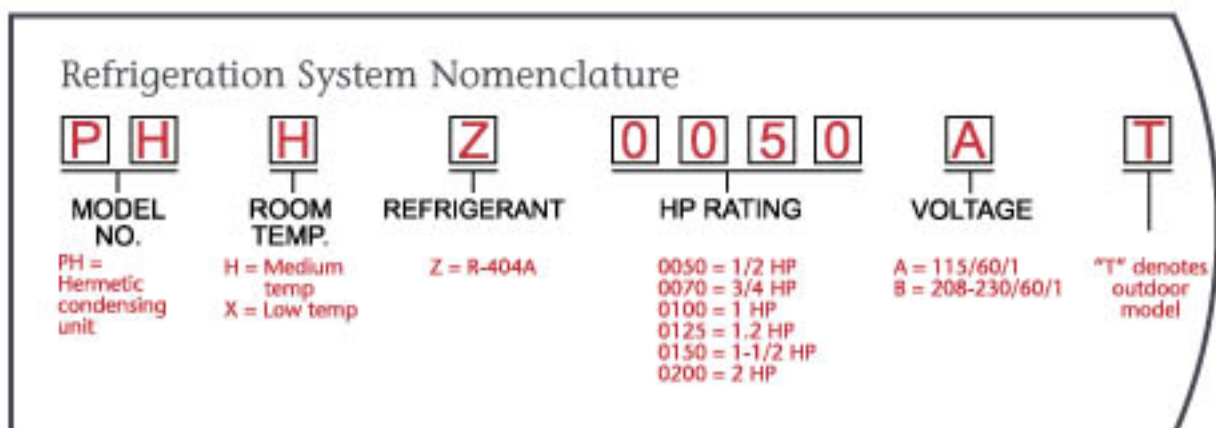
Master-Bilt's standard floor finish is an **NSF listed** .080 inch aluminum which is **textured** for added safety. Floors are also covered to meet sanitation guidelines.



Refrigeration System Specifications

PRS-2 MODEL*	BTUH @ 90°F -10°F BOX TEMP	BTUH @ 90°F 35°F BOX TEMP	REFG. TYPE	DIMENSIONS SEE FIGURE... (P. 5)	HP	ELECTRICAL DATA						SHIP WT. LB/KG
						MCA	MOP	RLA	LRA	VOLTAGE	NEMA PLUG	
COOLER SYSTEMS												
PHHZ0050A	N/A	4662	R-404A	A	1/2	14	20	11.7	51.0	115/60/1	5-20P	230/105
PHHZ0050AT	N/A	4662	R-404A	A	1/2	15	20	12.1	51.0	115/60/1	N/A	275/125
PHHZ0070B	N/A	6409	R-404A	B	3/4	12	15	10.0	37.0	208-230/60/1	6-20P	320/145
PHHZ0070BT	N/A	6409	R-404A	B	3/4	12	15	10.2	37.0	208-230/60/1	N/A	360/164
FREEZER SYSTEMS												
PHXZ0125B	3000	N/A	R-404A	C	1.2	11	15	9.1	46.0	208-230/60/1	N/A	465/211
PHXZ0125BT	3000	N/A	R-404A	C	1.2	16	25	13.8	46.0	208-230/60/1	N/A	510/232
PHXZ0150B	6060	N/A	R-404A	C	1 1/2	17	25	11.4	59.0	208-230/60/1	6-20P	525/239
PHXZ0150BT	6060	N/A	R-404A	C	1 1/2	17	25	11.4	59.0	208-230/60/1	N/A	565/257
PHXZ0200B	6510	N/A	R-404A	C	2	17	25	11.4	59.0	208-230/60/1	6-20P	525/239
PHXZ0200BT	6510	N/A	R-404A	C	2	17	25	11.4	59.0	208-230/60/1	N/A	565/257
PHXZ0201B	7916	N/A	R-404A	C	2	18	20	11.2	87.0	208-230/60/1	N/A	611/278
PHXZ0201BT	7916	N/A	R-404A	C	2	17	20	11.0	87.0	208-230/60/1	N/A	691/314

*Outdoor models denoted with a "T" suffix. See chart below.



Refrigeration System Dimensions

Figure A

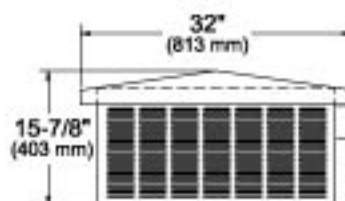
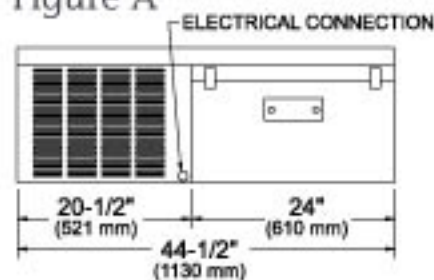


Figure B

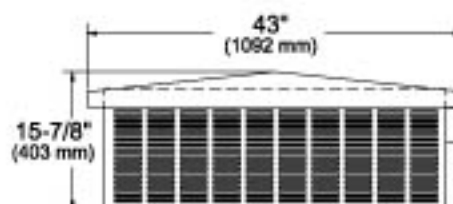
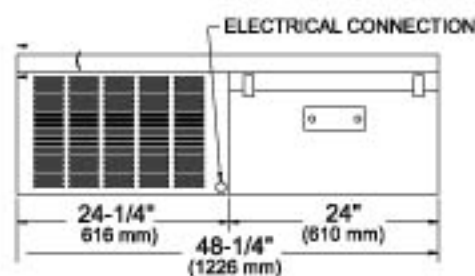
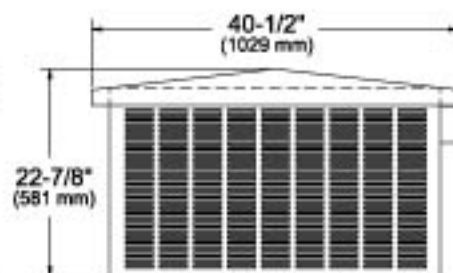
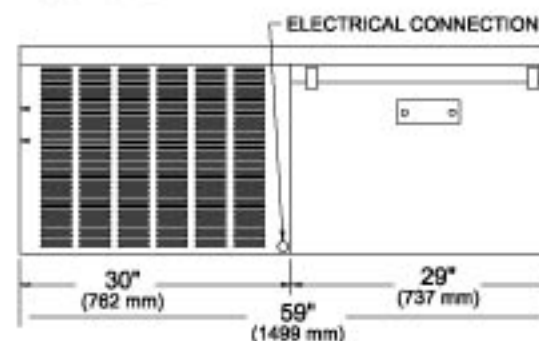


Figure C



Consult Factory For Agency Listings



Walk-in/Refrigeration Packages

WALK-IN CONFIGURATION	ACTUAL SIZE	FLOOR TYPE	BTUH REQUIRED*	MATCHING PRS-2 UNIT	ROOF PANEL OPENING SIZE (in.)	SHIP WEIGHT (PANELS PLUS PRS-2 UNIT) LB/KG
INDOOR COOLERS						
720606PA	5'10" x 5'10" x 7'2"	Less Floor	2707	PHHZ0050A	22 1/2 x 20 5/16	948/431
720608PA	5'10" x 7'9" x 7'2"	Less Floor	3528	PHHZ0050A	22 1/2 x 20 5/16	1097/499
720610PA	5'10" x 9'8" x 7'2"	Less Floor	4050	PHHZ0050A	22 1/2 x 20 5/16	1247/567
720808PA	7'9" x 7'9" x 7'2"	Less Floor	4277	PHHZ0050A	22 1/2 x 20 5/16	1262/574
720810PB	7'9" x 9'8" x 7'2"	Less Floor	5007	PHHZ0070B	33 1/4 x 20 5/16	1550/705
720812PB	7'9" x 11'7" x 7'2"	Less Floor	5634	PHHZ0070B	33 1/4 x 20 5/16	1714/779
721010PB	9'8" x 9'8" x 7'2"	Less Floor	5835	PHHZ0070B	33 1/4 x 20 5/16	1726/785
760606PA	5'10" x 5'10" x 7'6"	With Floor	2497	PHHZ0050A	22 1/2 x 20 5/16	1118/508
760608PA	5'10" x 7'9" x 7'6"	With Floor	3248	PHHZ0050A	22 1/2 x 20 5/16	1323/601
760610PA	5'10" x 9'8" x 7'6"	With Floor	3700	PHHZ0050A	22 1/2 x 20 5/16	1529/695
760808PA	7'9" x 7'9" x 7'6"	With Floor	3904	PHHZ0050A	22 1/2 x 20 5/16	1562/710
760810PB	7'9" x 9'8" x 7'6"	With Floor	4541	PHHZ0050A	22 1/2 x 20 5/16	1800/818
760812PB	7'9" x 11'7" x 7'6"	With Floor	5074	PHHZ0070B	33 1/4 x 20 5/16	2163/983
761010PB	19'8" x 9'8" x 7'6"	With Floor	5252	PHHZ0070B	33 1/4 x 20 5/16	2196/998
OUTDOOR COOLERS						
720606TB	5'10" x 5'10" x 7'2"	Less Floor	2707	PHHZ0050AT	22 1/2 x 20 5/16	1020/464
720608TB	5'10" x 7'9" x 7'2"	Less Floor	3528	PHHZ0050AT	22 1/2 x 20 5/16	1169/531
720610TB	5'10" x 9'8" x 7'2"	Less Floor	4050	PHHZ0050AT	22 1/2 x 20 5/16	1319/600
720808TB	7'9" x 7'9" x 7'2"	Less Floor	4277	PHHZ0050AT	22 1/2 x 20 5/16	1334/606
720810TB	7'9" x 9'8" x 7'2"	Less Floor	5007	PHHZ0070BT	33 1/4 x 20 5/16	1605/730
720812TB	7'9" x 11'7" x 7'2"	Less Floor	5634	PHHZ0070BT	33 1/4 x 20 5/16	1769/804
721010TB	9'8" x 9'8" x 7'2"	Less Floor	5835	PHHZ0070BT	33 1/4 x 20 5/16	1784/811
760606TB	5'10" x 5'10" x 7'6"	With Floor	2497	PHHZ0050AT	22 1/2 x 20 5/16	1190/541
760608TB	5'10" x 7'9" x 7'6"	With Floor	3248	PHHZ0050AT	22 1/2 x 20 5/16	1395/634
760610TB	5'10" x 9'8" x 7'6"	With Floor	3700	PHHZ0050AT	22 1/2 x 20 5/16	1601/728
760808TB	7'9" x 7'9" x 7'6"	With Floor	3904	PHHZ0050AT	22 1/2 x 20 5/16	1634/743
760810TB	7'9" x 9'8" x 7'6"	With Floor	4541	PHHZ0050AT	22 1/2 x 20 5/16	1872/851
760812TB	7'9" x 11'7" x 7'6"	With Floor	5074	PHHZ0070BT	33 1/4 x 20 5/16	2218/1008
761010TB	9'8" x 9'8" x 7'6"	With Floor	5252	PHHZ0070BT	33 1/4 x 20 5/16	2251/1023
INDOOR FREEZERS**						
760606PF	5'10" x 5'10" x 7'6"	With Floor	2689	PHXZ0125B	30 7/8 x 25 1/8	1361/619
760608PF	5'10" x 7'9" x 7'6"	With Floor	3438	PHXZ0150B	30 7/8 x 25 1/8	1660/755
760610PF	5'10" x 9'8" x 7'6"	With Floor	4188	PHXZ0150B	30 7/8 x 25 1/8	1866/848
760808PF	7'9" x 7'9" x 7'6"	With Floor	4389	PHXZ0150B	30 7/8 x 25 1/8	1899/863
760810PF	7'9" x 9'8" x 7'6"	With Floor	5063	PHXZ0200B	30 7/8 x 25 1/8	2253/1024
760812PF	7'9" x 11'7" x 7'6"	With Floor	5512	PHXZ0201B	38 1/4 x 24 1/4	2131/969
761010PF	9'8" x 9'8" x 7'6"	With Floor	5681	PHXZ0201B	38 1/4 x 24 1/4	2164/984
OUTDOOR FREEZERS**						
760606TF	5'10" x 5'10" x 7'6"	With Floor	2689	PHXZ0125BT	30 7/8 x 25 1/8	1382/628
760608TF	5'10" x 7'9" x 7'6"	With Floor	3438	PHXZ0150BT	30 7/8 x 25 1/8	1700/773
760610TF	5'10" x 9'8" x 7'6"	With Floor	4188	PHXZ0150BT	30 7/8 x 25 1/8	1906/953
760808TF	7'9" x 7'9" x 7'6"	With Floor	4389	PHXZ0150BT	30 7/8 x 25 1/8	1939/881
760810TF	7'9" x 9'8" x 7'6"	With Floor	5063	PHXZ0200BT	30 7/8 x 25 1/8	2053/933
760812TF	7'9" x 11'7" x 7'6"	With Floor	5512	PHXZ0201BT	38 1/4 x 24 1/4	2212/1005
761010TF	9'8" x 9'8" x 7'6"	With Floor	5681	PHXZ0201BT	38 1/4 x 24 1/4	2245/1020

*Coolers were designed for 35°F room temp with 90°F ambient and 100°F temp at condensing unit. Less floor coolers assumed no insulation under floor slab. Freezers were designed for -10°F room temp with 90°F ambient and 100°F temp at condensing unit location. **All freezer doors include a standard pressure relief port.

Choice of 26", 30" or 36" wide doors available on indoor and outdoor models. Specify door width and swing when ordering.



Walk-in Specifications

A. General

Walk-ins shall be constructed of prefab, precision formed, modular panels designed for accurate, rapid field assembly and in compliance with the general construction as described in the *Master-Bilt Architectural Specifications and General Design Information* binder.

Walk-ins and PRS-2 Series package refrigeration systems shall be available for shipment within five (5) working days of received order.

B. Insulation

Insulation shall be 4" thick rigid urethane, pour-type, foamed-in-place.

C. Heights

Walk-in coolers and freezers shall consist of 7'6" height for with-floor applications. Less-floor applications shall consist of 7'2" height. Freezers are available in with-floor models only.

D. Metal Finishes

Walk-in coolers or freezers under this program shall have 26 gauge stucco galvalume interior and exterior finish. Floor interiors shall be .080 textured aluminum. Floor panels shall be designed to support an evenly distributed load of 600 lbs. per square foot loading (stationary load).

E. Ratings and Listings

Walk-ins under this program have been independently tested for:

1. Structural Strength
2. U.L. and C-U.L. listed doors
3. N.S.F. Listed
4. A.S.T.M. E-84-04, D-1929-91a, D-482-91, D1622-93
5. N.Y.C. Approval #59-85
6. City of Los Angeles RR 25169
7. State of Oregon (consult factory)
8. Toxicity evaluated

Reports are available from factory upon request.

F. Entrance Door

Stock walk-ins shall be complete with one (1) each infitting (flush-mount) self-closing entrance door. Door height will be 78" with choice of 26", 30" or 36" width (specify when ordering).

Entrance door to include:

- Two (2) spring loaded cam-lift hinges
- Hydraulic door closure
- Deadbolt-locking handle
- Pre-wired vapor-proof light fixture
- Inside safety release
- Mounted dial thermometer
- Magnetic gaskets along the top and both sides
- An adjustable double vinyl wiper gasket along bottom
- Drip guard over door in outdoor models

In addition, the door shall contain adjustable hinge backing plates for each hinge. These plates shall provide for in-field adjustment of door hinges without removal of the hinges or door from its frame.

On all walk-in freezers, the infitting door jamb shall be provided with a thermostatically-controlled warmer cable around the entire perimeter of the opening.

The door shall be available either left hinged or right hinged (specify when ordering).

These doors shall be mounted in a 46" wide door frame and shall be interchangeable with any 46" wide wall panel, thereby allowing placement to fit almost any job-site requirement.

NOTE: Freezer door frame price includes one (1) each 3" diameter heated pressure relief port, factory mounted.

G. Warranty

Parts and labor are covered for one year, the compressor for one year (optional four year extended warranty available) and walk-in panels for 10 years.

H. Exclusion

Any deviation from these specifications and listed walk-in sizes does not qualify for this program, and is subject to Master-Bilt standard lead time.

Please consult factory for lead-times on other walk-in sizes or specifications.

Master-Bilt reserves the right to discontinue this program without notice. All specifications are subject to change without notice.

MB



Pizzaovens.com

1.877.FOR.OVEN
367.6836

Since 1999