



## STUBBY SERIES GAS DECK OVENS



**Model 4151**  
with optional casters

**SHALLOW  
DEPTH**

### SPECIFICATIONS

BAKERS PRIDE Stubby Series gas Deck Ovens are designed for high volume pizza and all-purpose operations and are only 33" deep (838mm) to fit in line with other kitchen equipment.

Ovens may be stacked three high. Oven exteriors are all heavy-gauge, type 403 stainless steel and are fully insulated for cooler outer temperatures and consistent interior temperatures.

Interior oven frame is constructed of 1/4" (6mm) heavy-duty angle iron frame, completely welded to form a single, unitized section. The oven body and lining are then welded to the framework.

Oven interiors are manufactured of high-heat resistant 16-gauge aluminized steel. Doors are fully insulated, spring balanced with tubular steel handles and will remain open or closed until moved.

All models feature independent, operator-controlled top & bottom heat control damper.

Stubby Series features a 300°-650° F (149°-343°C) throttling thermostat, 8" (203mm) interior deck height with 1 1/2" (38mm) thick hearth stone decks (steel decks optional) and are supported by a 1/4" (6mm) angle iron frame.

Combination gas control incorporates a manual gas valve, pilot safety and pressure regulator. Easily removable, slide-out, heavy-duty flame diverters distribute the burner flame uniformly in the burner chamber. A 3/4" (19mm) NPT gas connection is located on the left side and left rear of oven - operator/installer may choose.

Heavy-duty, 7-gauge hot rolled steel legs are standard and finished with durable Bakertone.

2 Year limited parts and labor warranty standard.

Job \_\_\_\_\_ Item # \_\_\_\_\_

### GAS DECK OVENS



| Single | Double | Triple |
|--------|--------|--------|
| 151    | 152    | 153    |
| 3151   | 3152   | 3153   |
| 4151   | 4152   | 4153   |

### STANDARD FEATURES

- ☐ 48,000 to 70,000 BTUH per deck, natural or LP gas (LP not CE approved)
- ☐ 300°-650° F (149°-343°C) throttling thermostat
- ☐ Top & bottom heat control damper
- ☐ Combination gas controls with valve, regulator & pilot safety
- ☐ Heavy-duty, slide-out flame diverters
- ☐ 8" (203mm) interior deck heights with 1 1/2" (38mm) thick hearth stone decks
- ☐ All stainless steel exteriors
- ☐ Aluminized steel interiors
- ☐ Spring balanced, fully insulated doors
- ☐ Side or rear gas connections
- ☐ 7-Gauge legs
- ☐ Fully insulated throughout
- ☐ 2 Year limited part and labor warranty

### OPTIONS & ACCESSORIES

- ☐ Steel decks
- ☐ 150°-550° F (65°-288°C) thermostat
- ☐ Set of 4 casters - two with locks
- ☐ Stainless steel leg covers
- ☐ Special height legs
- ☐ Steam Injection
- ☐ Automatic oven starter
- ☐ Draft flue for direct vent (not available on CE units)

### CERTIFICATIONS

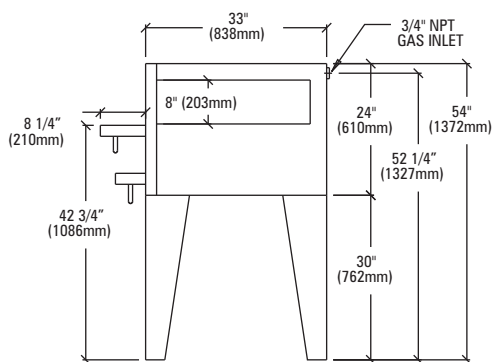


**Pizzaovens.com**

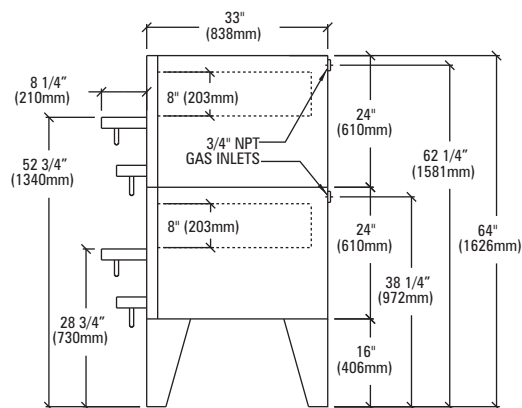
1.877.FOR.OVEN  
367.6836

Since 1999

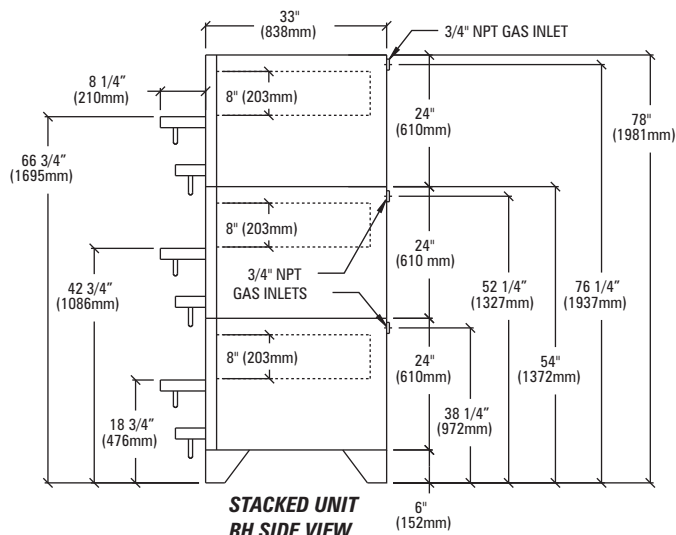
*Continuous product improvement is a policy of Bakers Pride Oven Company. Therefore, specifications and design are subject to change without notification*



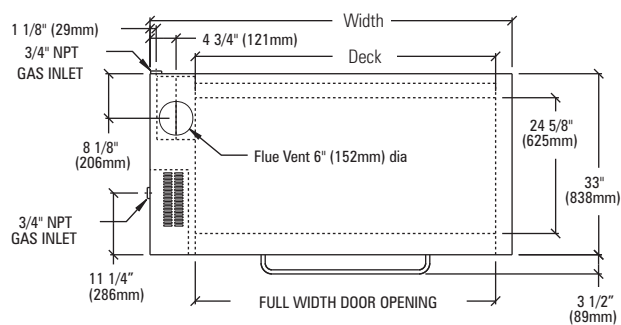
**SINGLE UNIT  
RH SIDE VIEW**



**STACKED UNIT  
RH SIDE VIEW**



**STACKED UNIT  
RH SIDE VIEW**



**TOP VIEW**

ALL DIMENSIONS NOMINAL

#### SHIPPING INFORMATION

| Model | Shipping Weight |       | Carton Dimensions |      |                 |      | Crate Size       |      |               |                |
|-------|-----------------|-------|-------------------|------|-----------------|------|------------------|------|---------------|----------------|
|       | Lbs.            | Kilos | Width<br>Inches   | mm   | Depth<br>Inches | mm   | Height<br>Inches | mm   | Cubic<br>Feet | Cubic<br>Meter |
| 151   | 820             | 372   | 53                | 1346 | 40              | 1016 | 37               | 940  | 44.4          | 1.4            |
| 3151  | 958             | 434   | 52                | 1321 | 36              | 914  | 72               | 1829 | 76.2          | 2.7            |
| 4151  | 1093            | 496   | 52                | 1321 | 36              | 914  | 72               | 1829 | 76.2          | 2.7            |

Shipping Class # 70

Each oven ships separately

Hearth decks & legs ship in separate cartons

#### SPECIFICATIONS

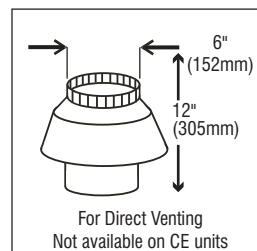
| Model | Deck Size |          | Height<br>Inches | mm  | #<br>Decks | Overall Dimensions |      |                 |     | *Height<br>Inches | mm   |
|-------|-----------|----------|------------------|-----|------------|--------------------|------|-----------------|-----|-------------------|------|
|       | Inches    | mm       |                  |     |            | Width<br>Inches    | mm   | Depth<br>Inches | mm  |                   |      |
| 151   | 36x24 1/2 | 914x622  | 8                | 203 | 1          | 48                 | 1219 | 33              | 838 | 54                | 1372 |
| 152   | 36x24 1/2 | 914x622  | 8                | 203 | 2          | 48                 | 1219 | 33              | 838 | 64                | 1626 |
| 153   | 36x24 1/2 | 914x622  | 8                | 203 | 3          | 48                 | 1219 | 33              | 838 | 78                | 1981 |
| 3151  | 45x24 1/2 | 1143x622 | 8                | 203 | 1          | 57                 | 1448 | 33              | 838 | 54                | 1372 |
| 3152  | 45x24 1/2 | 1143x622 | 8                | 203 | 2          | 57                 | 1448 | 33              | 838 | 64                | 1626 |
| 3153  | 45x24 1/2 | 1143x622 | 8                | 203 | 3          | 57                 | 1448 | 33              | 838 | 78                | 1981 |
| 4151  | 54x24 1/2 | 1372x622 | 8                | 203 | 1          | 66                 | 1676 | 33              | 838 | 54                | 1372 |
| 4152  | 54x24 1/2 | 1372x622 | 8                | 203 | 2          | 66                 | 1676 | 33              | 838 | 64                | 1626 |
| 4153  | 54x24 1/2 | 1372x622 | 8                | 203 | 3          | 66                 | 1676 | 33              | 838 | 78                | 1981 |

\* Height includes 30" (762 mm) standard legs on models 151,3151,4151

\* Height includes 16" (406 mm) standard legs on models 152,3152,4152

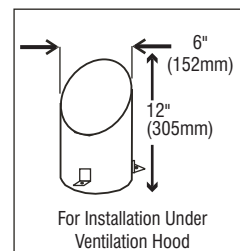
\* Height includes 6" (152 mm) standard legs on models 153,3153,4153

CE approved units may only be stacked two high



For Direct Venting  
Not available on CE units

**MUST BE SPECIFIED AT TIME OF ORDER**



For Installation Under  
Ventilation Hood

**STANDARD**

#### GAS SUPPLY

| Model | BTUH   | KW | CONNECTION |
|-------|--------|----|------------|
| 151   | 48,000 | 14 | 3/4"       |
| 3151  | 70,000 | 21 | 3/4"       |
| 4151  | 70,000 | 21 | 3/4"       |

Each oven requires separate gas connection

CE certification not available in LP gas

#### MINIMUM CLEARANCES

|            | Non-Combustible Construction* |    | Combustible Construction** |    |
|------------|-------------------------------|----|----------------------------|----|
|            | Inches                        | mm | Inches                     | mm |
| Left Side  | 0                             | 0  | 1                          | 25 |
| Right Side | 0                             | 0  | 3                          | 76 |
| Rear       | 2                             | 51 | 3                          | 76 |

\* In European Community Countries and North America. In NON-COMBUSTIBLE locations only.

\*\* In European Community Countries only in COMBUSTIBLE locations. NOT for North America.



**Pizzaovens.com**

1.877.FOR.OVEN  
367.6836

Since 1999

Continuous product improvement is a policy of Bakers Pride Oven Company.  
Therefore, specifications and design are subject to change without notification

TSW: 11/07