

Wood Stone



Hearth Capacity	
8" pizzas	40
10" pizzas	24
12" pizzas	15
16" pizzas	8
18" or 20" pizzas	6

Assuming 5-minute cook times, the approximate maximum hourly production capacity can be calculated by multiplying the above numbers by 12.

OPTIONAL ACCESSORIES

- Decorative Flame
- Stainless Steel Storage Boxes
- Stainless Steel Oven Tool Set (with stainless steel hangers)
- Stack-Mounted Exhaust Fan
- Custom Oven-Mounted Exhaust Hood
- Temporary Rigging Casters
- Configured for Wood Burning (Wood burning models must be vented for solid fuel)
- Prepared for facade application
- Wood Stone also carries a full line of accessories for stone hearth cooking
- Prepared for Facade Application

FIRE DECK 9660

Stone Hearth Deck Oven



Job Name	
Model	WS-FD-9660
Item#	
Fuel Type	Gas-Fired or Multi Fuel

The Fire Deck 9660 features a standard door opening 54 inches wide x 10 inches high. The cooking surface is 72 inches wide, and 46 inches deep, resulting in 22 square feet of usable deck space. The dense, high temperature ceramic formulation of which the hearth and dome are cast creates a "deep heat sink" within the chamber of the oven. The Fire Deck is unique among deck ovens in that it can easily accommodate six 20-inch pizzas, or 4 to 5 full sized sheet pans.

The Fire Deck is available in a variety of burner and fuel configurations. The standard unit has two manually adjustable walls of radiant flame (one at each end), as well as a thermostatically controlled gas infrared burner beneath the oven deck. Alternatively, either of the radiant flame burners can be omitted to accommodate the use of wood as a fuel source. The ovens are constructed so that future addition of any burner (previously omitted) is possible.

The 1,600-pound, monolithic, cast-ceramic floor sits on 4 inches of rigid insulation and is poured to a thickness of 4 inches. The 2,050-pound, monolithic dome is also cast to a thickness of 4 inches. The hearth and dome are connected by a carefully tensioned steel exoskeleton, which ensures structural integrity and long life. The oven's ceramic dome is wrapped with at least 2 inches of spun ceramic fiber insulation and enclosed (front, top and sides) with 16-gauge galvanized steel. The body of the oven rests on a 10-gauge steel pan welded to a heavy-duty stand, coated with a durable black finish. The oven stand is coated with a durable black finish.

The oven arrives completely assembled and may be accompanied by a set of temporary rigging casters (optional) to aid in moving the oven into place.

The combustion products of the gas and/or wood used to fuel the oven vent through a 12-inch O.D. flue collar located above the doorway. The Fire Deck 9660 can be direct connected to a power-ventilated, grease-rated chimney, or it can be vented using a Listed Type 1 exhaust hood or one constructed in accordance with NFPA 96 and all relevant local and national codes.

IMPORTANT - Ovens with model numbers containing a -W must be vented as a solid fuel appliance. The oven can be installed with only 1-inch side clearance to combustible construction.



An ongoing program of product improvement may require us to change specifications without notice.
Revised October 2010

WOOD STONE CORPORATION
1801 W. Bakerview Rd.
Bellingham, WA 98226 USA

Toll Free (800) 988-8103
Tel (360) 650-1111
Fax (360) 650-1166

info@woodstone-corp.com or visit www.woodstone-corp.com



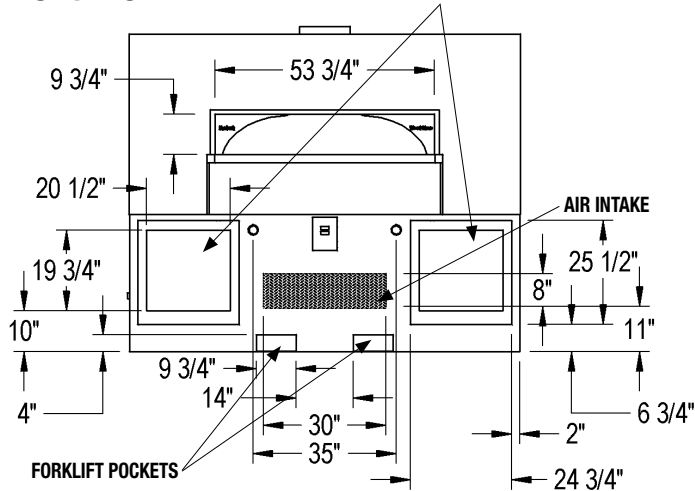
FIRE DECK 9660

Stone Hearth Deck Oven

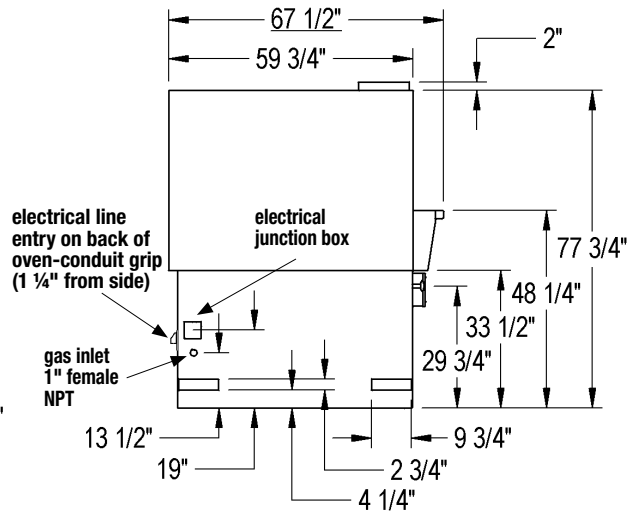
Model
WS-FD-9660

Optional storage boxes shown. Standard access panels correspond to outer dimensions of the storage boxes. All storage boxes and/or access panels must remain easily removable after installation.

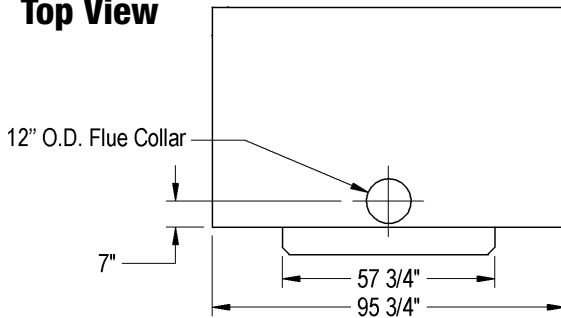
Front View



Side View



Top View



Guide to Fire Deck Model #s

	Underfloor IR Burner	Left-side Flame Burner	Right-side Flame Burner	Wood Fire Optional	Wood Fire Mandatory	Natural Gas	Liquid Propane
WS-FD-9660-RFG-L/R-IR	X	X	X			NG	LP
WS-FD-9660-RFG-L-IR	X	X		-W		NG	LP
WS-FD-9660-RFG-R-IR	X		X	-W		NG	LP
WS-FD-9660-W-IR	X				X	NG	LP
WS-FD-9660-W					X		

UTILITIES REQUIRED

- 120 VAC/ 4 AMP electrical connection
- 350,000 BTU Natural Gas (NG) supply
OR
350,000 BTU Propane (LP) supply
The oven's gas inlet is 1" N.P.T. Female
- Decorative Flame Burner adds 15,000 BTU's

VENTING INFORMATION

The Fire Deck 9660 can be direct connected to a power-ventilated, grease-rated chimney or can be vented with a Listed Type 1 exhaust hood, or one constructed in accordance with NFPA 96 and all relevant local and national codes. The oven must be vented in accordance with all relevant local and national codes, and in a manner acceptable to the authority having jurisdiction.

IMPORTANT - This oven must be vented as a solid fuel appliance.

BTU output per burner

	Natural Gas	Propane
Radiant (flame) Burner	125,000	125,000
IR Burner	100,000	100,000
Decorative Flame	15,000	15,000

Unit Shipping Weight: 5,700 lbs.



An ongoing program of product improvement may require us to change specifications without notice.
Revised October 2010

WOOD STONE CORPORATION

1801 W. Bakerview Rd.
Bellingham, WA 98226 USA

Toll Free (800) 988-8103

Tel (360) 650-1111

Fax (360) 650-1166

info@woodstone-corp.com or visit www.woodstone-corp.com